

1

Be a Good Child

Let's Warm Up

Complete the following sentences, using the words given in the bubbles.

Brush

Say

Complete

Eat

Arrange

Wake up

Iron

Wish

your shoes

goodnight

your prayers

your breakfast


your school-bag

early

your homework

your clothes

O Sonia,
Be a good child.
Have good **habits**.
Take your book.
Get your pen.
Do your homework.
Learn your lessons.
Obey your teachers.
Respect your parents.
Help the poor.
And always speak the truth.



New Words

- habit** : a thing that you do often and almost without thinking
obey : to do what you are told
respect : a feeling of admiration for somebody because of their good qualities or age

Exercise



Understanding the Text

I. Tick (✓) the correct option (MCQs) :

- The child is being advised to be :
(a) good. (b) shy. (c) carefree.
- A good child :
(a) borrows a pen from other children.
(b) shares the book of other children.
(c) takes her/his own book and pen to school.
- Which of the following habits of a child is not good?
(a) Learning her/his lessons daily.
(b) Doing her/his homework regularly.
(c) Copying the homework of other children.

II. Fill in the blanks :

Be a child.

Have good

Do your

..... your lessons.

Obey your

..... the poor.

And always speak the

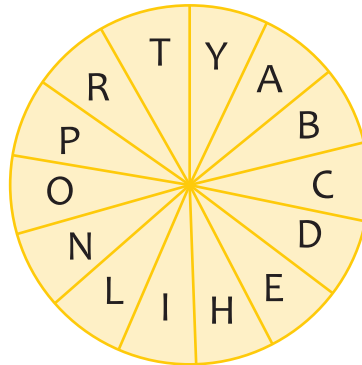
III. Answer the following questions in 'Yes' or 'No' :

- Do you learn your lesson?
- Do you do your homework daily?
- Do you respect your parents?

4. Do you obey your teachers?
5. Do you always speak the truth?

Language Skills

I. Use the letters to make the words used in the poem. Write these words in the boxes:



II. Pick the odd one out:

- | | | | | |
|----------|---------|-------|--------|-------|
| 1. child | father | house | mother | |
| 2. book | shoes | pen | eraser | |
| 3. obey | respect | learn | poor | |

III. Begin each sentence with [I]. See the first one.

- | | |
|-------------------------------|-------------------------------|
| 1. Go to your school on time. | ..I go to school on time..... |
| 2. Brush your teeth. | |
| 3. Comb your hair. | |
| 4. Wash your hands. | |
| 5. Polish your shoes. | |

Activity Skills


I. Look at the pictures. Find out from the jumbled letters who they are.



ACT



NECLIP



ROTRAP

II. Make a friendship-band:

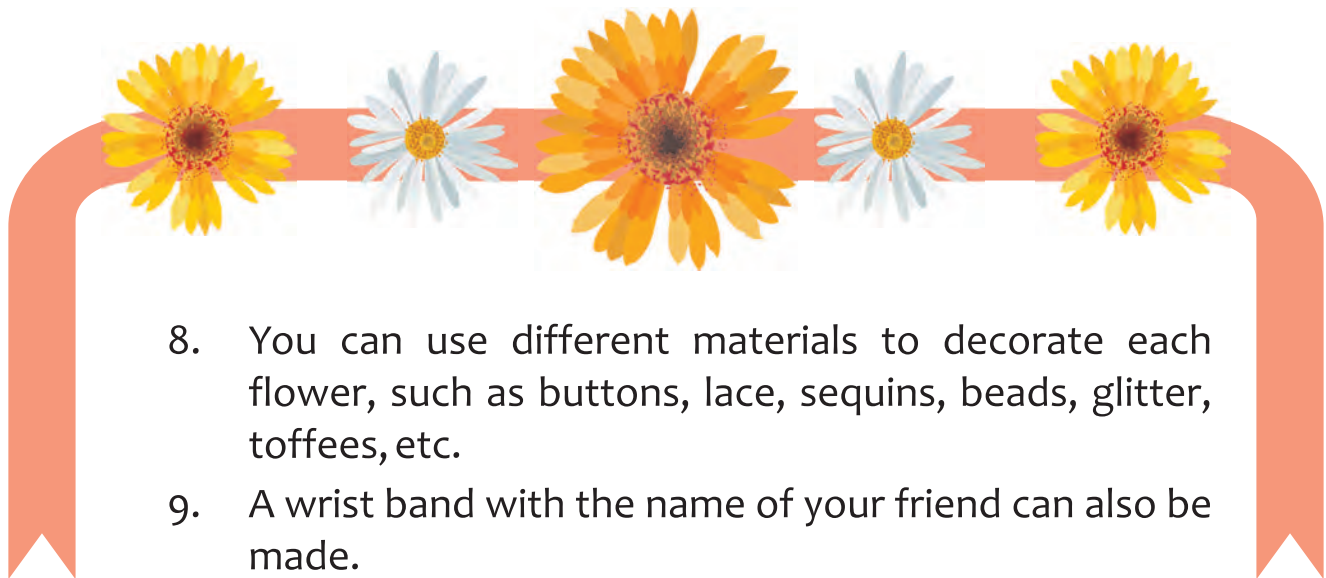
Things you need:

- paper
- scissors
- glue
- ribbon
- material for decoration
(sequins, beads, toffees, glitter, etc.)



Steps:

1. Cut a strip of ribbon (colour of your choice). Cut a suitable length that's enough to make a wrist band.
2. Draw a marigold flower on the paper and cut it out.
3. Decorate the marigold flower with glitter, sequins as per your choice.
4. Continue to make flowers until you have the number you wish to put on the ribbon.
5. Glue the flowers to the ribbon strip.
6. Let it lie flat until the glue is dry.
7. Now your friendship-band is ready to be tied around your friend's wrist.



8. You can use different materials to decorate each flower, such as buttons, lace, sequins, beads, glitter, toffees, etc.
9. A wrist band with the name of your friend can also be made.

2

In the Morning

Let's Warm Up

Write these words in the correct boxes:

skirt, bread, shirt, jam, books, crayons,
eraser, socks, butter, pencil, frock, fruits

In the Bag	On the Table	In the Cupboard
.....
.....

It is 6 o'clock in the morning. Mummy calls, "Meenu, wake up. It is 6 o'clock." Meenu wakes up. She says, "Good morning, Mummy. Good morning, Papa." Then she goes to the bathroom. Meenu brushes her teeth. She takes a bath. She wears her **uniform**. She combs her hair. She puts on her shoes.

Meenu goes to her mummy. Mummy is in the kitchen. She is preparing Meenu's tiffin. Meenu says, "Mummy, I am ready. Please give me my **breakfast**." Mummy puts the tiffin box in Meenu's bag.

Then she gives her breakfast. She also gives tea to Meenu's Papa. Meenu eats toast with butter and jam. She drinks her milk. Papa takes his tea.





It is 7 o' clock. Meenu is ready for school. Meenu and Papa walk to the bus stop. The bus comes. Meenu is off to school. Papa comes back. He reads the newspaper. Mummy takes a bath. She prepares breakfast.

It is 8 o' clock. Papa takes a bath. He wears his clothes and shoes. He comes and sits at the **dining table**. Ravi and Mummy are also there. Grandfather and grandmother also come and sit at the table. They all have their breakfast.



It is 9 o' clock. Papa and Mummy are ready for **hospital**. Ravi brings the car keys. Papa and Mummy are off to hospital.



New Words

- uniform** : dress for particular work
- breakfast** : food which is taken in the morning
- dining table** : table for having meals
- hospital** : a place where people who are ill or injured are given medical treatment

Exercise



Understanding the Text

I. Tick (✓) the correct option (MCQs) :

- How does Meenu go to school?
 - She walks to school.
 - She goes to school by bus.
 - Her father drops her at the school in his car.
- Meenu's Papa reads the newspaper :
 - after taking his breakfast.
 - before Meenu is off to school.
 - after Meenu is off to school.



II. Tick (✓) or cross (X) for each statement :

- For breakfast, Meenu has tea and toast with butter and jam.
- Meenu's father reads the newspaper in the morning.
- Meenu's father works in an office.
- Grandfather and grandmother have their breakfast in their room.



III. Answer the following questions :

- How many members are there in Meenu's family? Who are they?
- How many persons take their breakfast together in the morning?
- Who takes a bath first?

Language Skills

- I. We use 'an' before words beginning with a, e, i, o, u sounds, and with all the other letters of the alphabet, we use 'a' :



..... cloud



..... star



..... umbrella



..... inkpot



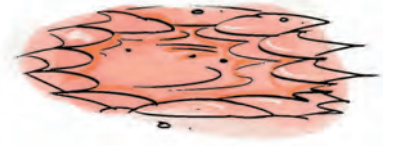
..... old man



..... dog



..... elephant



..... puddle



..... apple



..... baby



..... fairy



..... crow

II. Read the sentences and write 'and' or 'but' in the blanks :

1. The parrot the crow are birds.
2. Rose is a flower lily is a flower banana is a fruit.
3. Ruby is tall Anu is short.
4. Neha won a prize Anita didn't.
5. I like to play cricket football I don't like to play hockey.
6. Miss Jain asked Reena a question she didn't answer it.

III. Complete the words below the pictures :



f _ _ mer



h _ memak _ r



t _ ache _



do _ t _ r



e _ g _ ne _ r



s _ ud _ nt



pl __ y __ r



si __ ge __



la __ y __ r

Activity Skills

I. Meenu tells Ravi about her daily routine in the morning:

I get up at 6 o'clock. I say 'good morning' to everybody. I brush my teeth. I take a bath. I wear my uniform. I put on my shoes. I comb my hair. I take my breakfast and leave for school.

Ravi has the same routine. Write Ravi's routine:

Ravi gets up at 6 o'clock. He says 'good morning' to everybody. He brushes his

.....
.....
.....
.....
.....
.....
.....
.....
.....
.....
.....

II. Answer these questions:

1. What is your name?

.....

2. When do you take your bath?

.....

3. When do you start for your school?

.....

4. How do you come to school?

.....

III. Sing sweetly:




How good you can be!

Good manners are like flowers.
They have some magic powers.
'Please', 'Sorry', 'Thanks'.
Are like a treasure in banks.
Use them and see
How good you can be!



IV. Look at what Meenu does and number the sentences below:



- Meenu completes her homework.
- Meenu takes a bath.
- Meenu brushes her teeth.
- Meenu takes her breakfast.

Let's Warm Up

Circle what you can carry in your school bag.



Now write their names below:

.....

It is Mahima's first day in her new school. She puts on her new uniform.

She puts her new books into her new school-bag. Her mother packs lunch for her. Her father fills up her new water-bottle.

He asks her, "Ready?" Mahima **nods** .

But she does not want to go to school. She wants to cry. Her mother **hugs** her and says, "Don't worry! You will like the school."

Mahima walks to school with her father. The school is very near her house. She walks very slowly. She **drags** her feet.

Anyhow, they reach the school gate. Lots of children are going in there.

Mahima's father takes her to her class.

The teacher smiles at her. She has a kind face.

“What’s your name?” The teacher asks.

“Mahima,” the child says in a soft voice.

“Come in, Mahima,” says the teacher. “Meet your new friends.”

“Say hello to Mahima, children.”

The children shout loudly, “Hello, Mahima!”

Mahima smiles at them. She does not feel **scared** any more. She thinks, “Maybe I’ll like this school after all.”

All the children line up and sing the National Anthem together. Mahima learns a lot of new things in the class. It is very exciting. When school is over, she thanks her teacher and says goodbye. She looks forward to her second day at school.



New Words

nods : moves head up and down to show understanding
drags : moves slowly

hugs : embraces
scared : frightened

Exercise



Understanding the Text

I. Tick (✓) the correct option (MCQs) :

1. Mahima's mother :

(a) takes her to school. (b) packs her lunch. (c) packs her bag.

2. Mahima goes to school with :

(a) her mother. (b) her brother. (c) her father.

3. They walk to the school because :

(a) there is no bus. (b) there is no rickshaw. (c) it is nearby.

II. Fill in the blanks with the words given below :

introduces thanks line uniform learns

1. Mahima puts on her new before taking her breakfast.

2. The teacher Mahima to her classmates.

3. The children up and sing the National Anthem together.

4. Mahima a lot of new things in the class.

5. When the school is over, Mahima the teacher and says goodbye.

III. Answer the following questions :

1. How did you get ready for school?

2. How did you go to school?

3. What did you do in the school?

4. Did you make new friends?

5. How did you feel at the end of the day?

Language Skills

I. One and Many (Singular and Plural)

We say:

one cap but three caps,

one mango but three mangoes.



Make plurals of the given singulars. Follow the examples :

One	Many	One	Many
bookbooks.....	busbuses.....
door	brush
room	branch
star	glass
toy	tomato

II. Describing Words

Look at the following pictures :



a fat girl



a small baby



a beautiful flower



a tall man

The coloured words tell you something about the naming words (people or things) in the pictures. These words are **describing words** or **adjectives**.

Mahima puts her 'new' books into her bag.

In the sentence above, the word 'new' is a 'describing word' or 'adjective'—it tells you something more about Mahima's books.

In the sentences below, some nouns or naming words are coloured. Underline the describing words that tell your more about the coloured nouns. Write the phrases as shown against the sentences :

- The kind man gave me a ball.kind man.....
- The naughty monkey threw a stone.
- The old man liked the hat.
- The tall giraffe ate all the leaves on the tree.
- We have pretty pictures on the wall.

III. Opposite Words:

Match the opposites:

first	→	hard
new	→	last
kind		far
soft		old
near		cruel

Activity Skills

I. Think and write:

Name the person who:

1. collects your fees.
2. brings you to school in bus.
3. rings the school bell.

II. One word leads to another! Make a word ladder: The last letter of each word is the first letter of the next. Use only words from the story, like this:

school
 lunch
 house

There's no word beginning with 'e' in the story, so the ladder ends here. How long is your word ladder? If the words are not spelled correctly, your ladder will fall down, so check the spelling!